

Azad Jammu & Kashmir

MICS, At a Glance

Multiple Indicator Cluster Survey 2020-21



unicef



MICS

MULTIPLE INDICATOR
CLUSTER SURVEY

Map of Azad Jammu & Kashmir



Background

The Global MICS Programme was developed by UNICEF in the 1990s as an international multi-purpose household survey programme to support countries in collecting internationally comparable data on a wide range of indicators on the situation of children and women. MICS surveys measure key indicators that allow countries to generate data for use in policies, programmes, and national development plans, and to monitor progress towards the Sustainable Development Goals (SDGs) and other internationally agreed upon commitment.

AJ&K MICS 2020-21

The Multiple Indicator Cluster Survey (MICS), AJ&K was carried out in 2020-21 by Bureau of Statistics, AJ&K (P&DD) in collaboration with United Nations Children's Fund (UNICEF), as part of the Global MICS Programme (Round 6). Technical support was provided by the United Nations Children's Fund (UNICEF). AJ&K MICS, 2020-21 is the second MICS in AJ&K since 2007-08.

AJ&K MICS, 2020-21 is a district-based survey covering more than 170 indicators, on topics like maternal and child health and nutrition, child protection, water and sanitation etc. The survey results are critically important for the purposes of SDG monitoring, as the survey produces information on 33 global SDG indicators.

As per MICS global standards, 19 statistical snapshots were also developed on different thematic areas to highlight key findings of survey. A complete report and snapshots are available at <https://mics.unicef.org> and <https://pndajk.gov.pk/ajkboshome.php>

In addition to Survey Findings Report and statistical snapshots, AJ&K MICS mobile/web app has been developed to facilitate users to access the MICS results easily. It covers all indicators reported in AJ&K MICS Survey report. Please see details at the back of this brochure.

Objectives of the Survey

- To provide high quality data for assessing the situation of children, adolescents, women and households in AJ&K;
- To furnish data needed for monitoring progress toward national goals, as a basis for future action;
- To collect disaggregated data for the identification of disparities, to inform policies aimed at social inclusion of the most vulnerable;
- To validate data from other sources and the results of focused interventions;
- To generate data on national and global SDG indicators;
- To generate internationally comparable data for the assessment of the progress made in various areas, and to put additional efforts in those areas that require more attention;

AJ&K MICS: A summary

Field work	November 2020 to April 2021
Survey Frame	Population Census 2017
Sample was provided by Pakistan Bureau of Statistics, Islamabad	

Total sample

Clusters/Primary Sampling Units	398
Households	7,759
Women (age 15-49 years)	12,069
Men (age 15-49 years)	4,139
Children under 5 years	6,065
Children age 5-17 years	5,477

Survey population

Average household size	5.9
Percentage of population:	
Under age 5	13.6
Under age 18	46.6
Urban population	18.0
Rural population	82.0

SAMPLE COVERAGE AND CHARACTERISTICS OF THE RESPONDENTS

(In percentage)

S#	MICS #	Description	AJ&K	Urban	Rural
1	SR.1*	Access to electricity	99.2	99.5	99.1
2	SR.6	Households with a telephone	97.8	99.1	97.5
3	SR.8	Households with internet	59.0	77.6	54.8
4	SR.11	Use of mobile phone (i) Male (ii) Female	94.7 88.3	97.1 95.6	94.1 86.6
5	SR.19	Prevalence of children with one or both parents dead	4.4	4.8	4.4
6	SR.S3	Mean number of persons per room	3.1	2.8	3.1
7	SR.S5	Population working abroad	25.3	23.2	25.7

* SDG indicators (details available in the survey report)

SURVIVE

(Per thousand live births)

S#	MICS #	Description	AJ&K	Urban	Rural
1	CS.1*	Neonatal mortality rate	36	30	37
2	CS.3	Infant mortality rate	51	41	53
3	CS.4	Child mortality rate	9	7	9
4	CS.5*	Under-five mortality rate	59	48	61

* SDG indicators (details available in the survey report)

THRIVE - REPRODUCTIVE AND MATERNAL HEALTH

(In percentage)

S#	MICS #	Description	AJ&K	Urban	Rural
1	TM.1*	Adolescent birth rate (15-19)	29.0	13.0	32.0
2	TM.3	Contraceptive prevalence rate	34.4	41.1	33.0
3	TM.4*	Need for family planning satisfied with modern contraception	51.6	59.9	49.8
4	TM.5a	Antenatal care coverage (i) Atleast once by a skilled health provider)	89.1	93.9	88.2
	TM.5b*	(ii) 4 or more visits to any provider)	49.2	66.0	46.0
5	TM.8	Institutional deliveries	71.7	90.9	68.1
6	TM.9*	Skilled attendant at delivery	74.4	90.0	71.5
7	TM.10	Caesarean section	28.9	41.1	26.6
8	TM.S3	Care provided by Lady Health Worker (LHW)	44.9	45.2	44.8

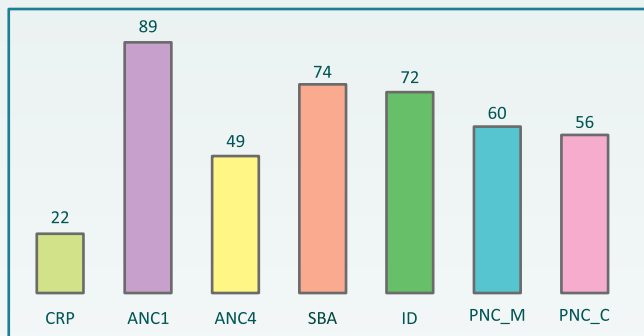
* SDG indicators (details available in the survey report)

Continued...

S#	MICS #	Description	AJ&K	Urban	Rural
9	TM.S5	Comprehensive knowledge about HIV prevention among young people			
		(i) Male	12.1	18.7	10.3
		(ii) Female	5.7	11.7	4.5

* SDG indicators (details available in the survey report)

REPRODUCTIVE AND MATERNAL HEALTH



(Figures are in percentages)

CPR=Contraceptive prevalence rate; ANC1=Antenatal care visit atleast once by health professional (SDG:3.8.1); ANC4=atleast 4 ANC visits; SBA=Skilled birth attendant (SDG:3.1.2); ID=Institutional deliveries; PNC_M=Postnatal care for mothers; PNC_C=Postnatal care for children;

THRIVE - CHILD HEALTH, NUTRITION & DEVELOPMENT

(In percentage)

S#	MICS #	Description	AJ&K	Urban	Rural
1	TC.3*	Diphtheria, tetanus and pertussis (DTP), Hepatitis B and Haemophilus influenzae type B (Hib) (PENTA) immunization coverage	91.4	92.0	91.3
2	TC.6*	Pneumococcal (Conjugate) immunization coverage	90.9	92.2	90.6
3	TC.7	Rotavirus immunization coverage	81.3	77.7	81.9
4	TC.10*	Measles immunization coverage	64.8	59.6	65.7
5	TC.11a	Full immunization coverage (basic)	79.8	79.7	79.9
6	TC.11b	Full immunization coverage (All Integens)	62.8	56.1	63.9
7	TC.18*	Primary reliance on clean fuels and technologies for cooking, space heating and lighting	17.6	48.1	11.0

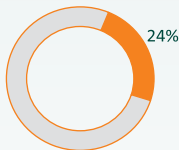
* SDG indicators (details available in the survey report)

Continued...

S#	MICS #	Description	AJ&K	Urban	Rural
8	TC.31	Early initiation of breastfeeding	16.3	11.7	17.2
9	TC.32	Exclusive breastfeeding under 6 months	28.0	17.8	30.1
10	TC.40	Milk feeding frequency for non-breastfed children	82.1	92.6	79.1
11	TC.41	Minimum dietary diversity	31.7	40.6	30.1
12	TC.45a *	Stunting prevalence	24.2	13.0	24.4
13	TC.46a *	Wasting prevalence	4.4	3.5	4.6
14	TC.47a *	Overweight prevalence	2.3	3.3	2.1
15	TC.48	Iodized salt consumption	86.4	91.2	85.3

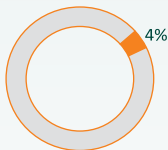
* SDG indicators (details available in the survey report)

Stunting



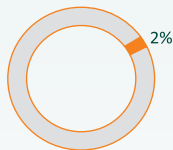
Stunting (SDG:2.2.1) refers to a child who is too short for his or her age.

Wasting



Wasting (SDG:2.2.2) refers to a child who is too thin for his or her height.

Overweight



Overweight (SDG: 2.2.2) refers to a child who is too heavy for his or her weight.

(In percentage)

S#	MICS #	Description	AJ&K	Urban	Rural
1	SR.2	Literacy rate (age 15-24 years) (i) Male (ii) Female	93.0 85.6	95.1 94.8	92.5 83.8
2	LN.2*	Participation rate in organised learning (one year before official primary age) (adjusted)	78.1	84.3	76.8
3	LN.5a	Net attendance rate (adjusted) Primary	77.6	84.6	76.3
4	LN.5c	Net attendance rate (adjusted) Secondary	42.1	63.5	37.8
5	LN.6a	Out-of-school rate Primary	6.5	3.3	7.1
6	LN.6c	Out-of-school rate Secondary	17.9	11.9	19.2
7	LN.8a*	Completion rate Primary	81.4	91.0	79.4
8	LN.8c	Completion rate Secondary	54.9	69.8	51.8
9	LN.11a	Education Parity Indices (Gender) (i) Primary School (ii) High School	1.00 0.95	1.00 1.03	1.00 0.95

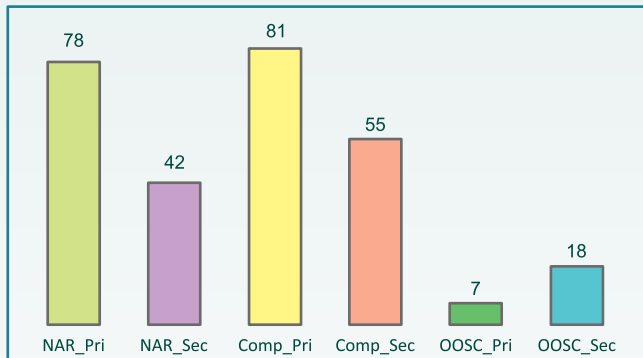
* SDG indicators (details available in the survey report)

Continued...

S#	MICS #	Description	AJ&K	Urban	Rural
10	LN.22a*	Children with foundational reading skills Age 7-14 years	34.9	47.6	32.4
11	LN.22b	Children with foundational number skills Age 7-14 years	33.1	48.6	30.1
12	TC.53	Early child development index	59.6	66.6	58.2

* SDG indicators (details available in the survey report)

NET ATTENDANCE, COMPLETION & OUT OF SCHOOL RATE



(Figures are in percentages)

NAR_Pri=Net attendance ratio (Primary); NAR_Sec=Net attendance ratio (Secondary); Comp_Pri=Completion rate (Primary) (SDG:4.1.2); Comp_Sec=Completion rate (Secondary); OOSC_Pri=Out of school rate (Primary); OOSC_Sec=Out of school rate (Secondary)

PROTECTED FROM VIOLENCE AND EXPLOITATION

(In percentage)

S#	MICS #	Description	AJ&K	Urban	Rural
1	PR.1*	Birth registration	31.8	44.5	29.4
2	PR.2*	Violent discipline	89.1	91.3	88.7
3	PR.3*	Child labour	8.2	5.1	8.9
4	PR.4b*	Child marriage			
		(i) Male	1.6	0.7	1.9
		(ii) Female	10.5	4.6	11.6

* SDG indicators (details available in the survey report)

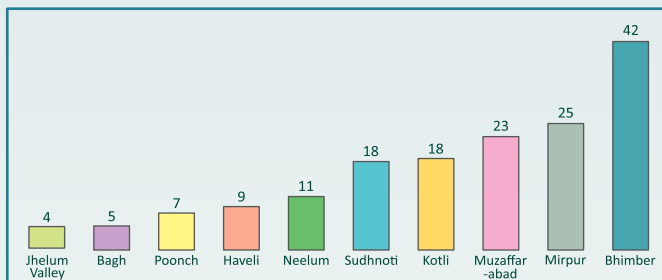
LIVE IN A SAFE AND CLEAN ENVIRONMENT

(In percentage)

S#	MICS #	Description	AJ&K	Urban	Rural
1	WS.2*	Use of basic drinking water services	78.8	86.6	77.1
2	WS.6*	Use of safely managed drinking water services	18.0	22.3	17.0
3	WS.7*	Handwashing facility with water and soap	87.5	96.1	85.6
4	WS.9*	Use of basic sanitation services	82.3	93.5	79.9
5	WS.S1	Open defecation	5.2	0.5	6.2
6	WS.S2	Water Treatment	10.2	14.1	9.3

* SDG indicators (details available in the survey report)

SAFELY MANAGED DRINKING WATER SERVICES (BY DISTRICT)



Percentage of household members with an improved drinking water source located on premises, free of E.coli and available when needed

EQUITABLE CHANCE IN LIFE

(In percentage)

S#	MICS #	Description	AJ&K	Urban	Rural
1	EQ.1	Children with functional difficulty	28.7	30.1	28.4
2	EQ.3*	Population covered by social transfers	25.1	23.5	25.4
3	EQ.7*	Discrimination (i) Male (ii) Female	10.0 20.2	7.7 23.9	10.6 19.4
4	EQ.8*	Multidimensional poverty	0.08	0.02	0.09
5	EQ. 10a	Happiness (i) Male (15-24) (ii) Female (15-24)	77.1 83.8	79.1 85.1	76.6 83.5

* SDG indicators (details available in the survey report)

AJ&K MICS Mobile App

Implementing cutting-edge solutions, UNICEF supports Government of AJ&K, in making data easily accessible from a mobile device, which contributes to a strengthened data-informed culture that leads to better decisions and actions.

Therefore, UNICEF developed a AJ&K MICS mobile app, to support the Government of AJ&K in the data dissemination and utilization, the app includes all indicators covered by AJ&K MICS 2020-21 Survey report. The app shows disaggregated data at the residence, education, wealth quintiles, division-wise, at the district-level and gender disaggregation, where applicable. The mobile app's user-friendly design allows findings to be easily accessible. It can be accessed from <http://mics.unicef.pk/v2.1/details/?appid=5>



Azad Jammu & Kashmir
Multiple Indicator Cluster Survey



Bureau of Statistics
Planning & Development Department
Government of the Azad Jammu &
Kashmir (AJ&K)

unicef  | for every child

Details are available at:

1. <https://mics.unicef.org>
2. <https://pndajk.gov.pk/ajkboshome.php>
3. Mobile app: <http://mics.unicef.pk/v2.1/details/?appid=5>

QR Code for Mobile App



QR Code for SFR

